








HC-EMI EXAMPLE OF FIVE YEAR ROADMAP

WORK AREA #1		Overhead elements are required to develop, implement, manage and sustain the work components and must be included in totality of effort.
WORK AREA #2		Program elements are ongoing and never end. It is important to understand the FTE needed to maintain these elements long-term.
WORK AREA #3		Project elements are have a beginning, a middle and an end. They are typically one and done and even if repeated they are usually temporary in nature.
WORK AREA #4		Task elements can be planned or unplanned but typically are short bursts of effort that is accomplished an not repeated.
ENTERPRISE PROJECTS		Alignment efforts are critical to ensure sufficiency and appropriateness of assigned resources to meet program goals and objectives.

© 2018 HC-EMI, All Rights Reserved.

